
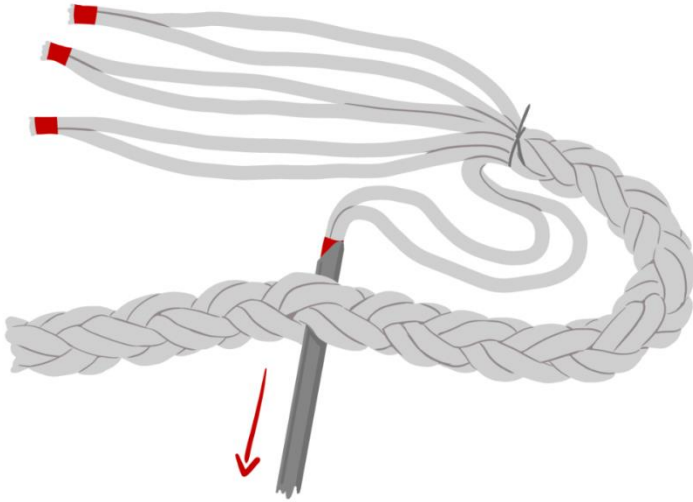



# Eight Plait Eye Splice

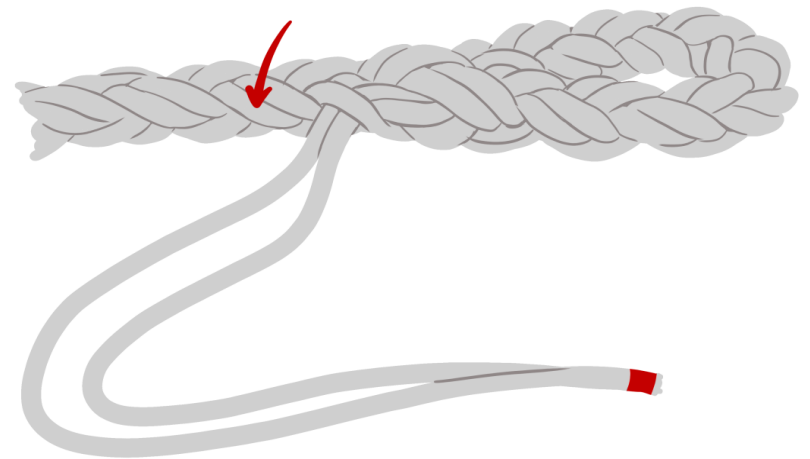
**Step 4:** Use a fid to guide one pair through the center of the rope to begin the splice.



**Step 5:** The strand pair should look like this, emerging from between two strand pairs on the standing part. Other pairs not shown, for clarity.



**Step 6:** Take a fid between the strands of the pair on the standing part, OVER the near one, UNDER the offer one. Follow with the two strands.



**Step 7:** Pull it snug, and you'll see the pattern to follow henceforth: over one strand; under the next. It's acceptable to go under-two, over-two, but that makes a bulkier splice.