
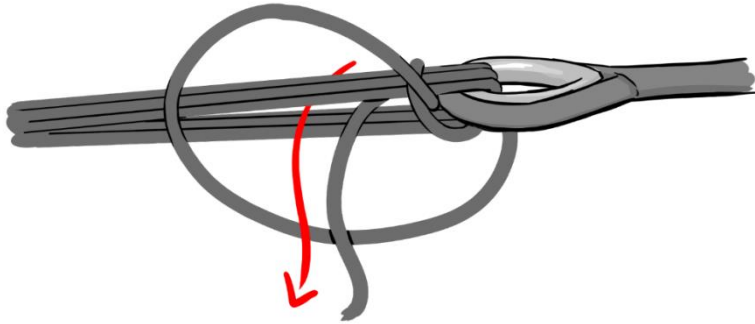
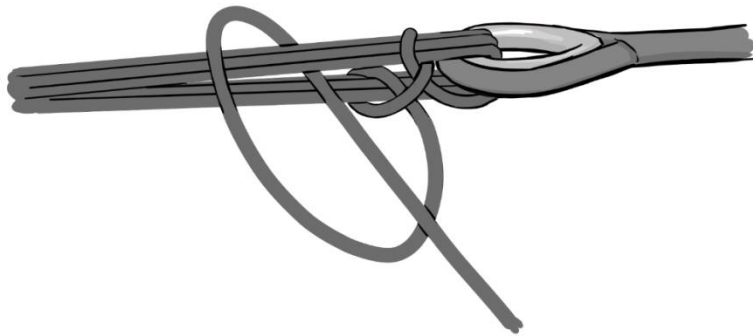


Step 3: Make a second hitch around the other bundle of legs....



Step 4: ...and pull it snug.

Step 5: Repeat, alternating which bundle of legs gets hitched around. This will result in a pleasing pattern, and will be easier to undo than the French hitching which we naturally want to drift toward since it's easier to do. After three or four hitches the nipper can be removed.



Step 6: Once the lashing looks like this, you can keep going because it's fun and you hate to cut the end, or you can tie an overhand in the tail and trim it close.